

2022/23

ottobock.

Base Price - £1879.00

Order no.:

Valid from 01.04.22 to 31.03.23
Please ensure you are using the latest order form☐ Provide estimate only☐ Order

Billing address/customer number

Delivery address

Sales person

Name

Date Signature

By placing the order, you agree to comply with the instructions for use/service manuals for accessories and products of other manufacturers when combining them with an Ottobock product, in addition to the instructions for use/service manuals of the respective Ottobock products. Also you confirm to have read, understood and accepted, our general terms and conditions. In addition, you agree, upon placing an order, to conduct your own conformity assessment or approval in accordance with national requirements if and when you implement modifications or attachments that do not meet the specifications of Ottobock instructions for use/service manuals.

Bravo Racer

Rigid-frame active
wheelchair for children
and adolescents

Article number: 480A60=00000_K



Standard equipment

- Rigid light metal frame
- Single-panel leg support, different angle and depth setting options
- Folding back support, adaptable back support upholstery
- Plastic clothing guard side panels
- Hollow rims with high-pressure tyres
- Knee lever wheel lock

Max. user weight: 60 kg/132 lbs
Crash-tested according to DIN ISO 7176-19
and ANSI/RESNA

Wheelchair measurements	
Seat width (SW) _____ cm	
Seat depth (SD) _____ cm	Seat height (SH) _____ cm
Back support height (BH) _____ cm	Lower leg length (LL) (frame measurement) _____ cm

Seat measurements in cm	
Seat width SW	<input type="checkbox"/> 20 <input type="checkbox"/> 22 <input type="checkbox"/> 24 <input type="checkbox"/> 26 <input type="checkbox"/> 28 <input type="checkbox"/> 30 <input type="checkbox"/> 32 <input type="checkbox"/> 34 <input type="checkbox"/> 36
(SW: outer edge of seat tube – outer edge of seat tube) With clothing guard: +20 mm to SW/desk side panel: +1 cm to SW	
Seat depth SD	<input type="checkbox"/> 24 <input type="checkbox"/> 26 <input type="checkbox"/> 28 <input type="checkbox"/> 30 <input type="checkbox"/> 32 <input type="checkbox"/> 34 <input type="checkbox"/> 36 <input type="checkbox"/> 38
(SD: different settings from specified seat depth (up to 34) +4 cm are possible)	

Seat height measurements in cm (approximate value, tolerance +/- 1 cm)	
Seat height SH	<input type="checkbox"/> 32 <input type="checkbox"/> 33 <input type="checkbox"/> 34 <input type="checkbox"/> 35 <input type="checkbox"/> 36 <input type="checkbox"/> 37 <input type="checkbox"/> 38 <input type="checkbox"/> 39 <input type="checkbox"/> 40 <input type="checkbox"/> 41
	<input type="checkbox"/> 42 <input type="checkbox"/> 43 <input type="checkbox"/> 44 <input type="checkbox"/> 45 <input type="checkbox"/> 46 <input type="checkbox"/> 47 <input type="checkbox"/> 48 <input type="checkbox"/> 49 <input type="checkbox"/> 50 <input type="checkbox"/> 51

Information

Seat height table

Camber	Drive wheel size	SH in cm
3°	20"	32 – 46
	22"	35 – 49
	24"	41 – 51
6°	20"	32 – 46
	22"	35 – 48
	24"	41 – 51
9°	22"	35 – 48
	24"	40 – 50

Caster wheel/drive wheel/camber combinations

Wheel camber	Drive wheel	Possible caster wheel sizes
3°	20"	4"/5"
3°	22"	4"/5"/5.5"/6"
3°	24"	4"/5"/5.5"/6"
6°	20"	4"/5"
6°	22"	4"/5"/5.5"/6"
6°	24"	4"/5"/5.5"/6"
9°	22"	4"/5"
9°	24"	4"/5"/5.5"/6"

Calculated data: Deviations of +/- 10 mm reserved.
Specified without seat cushion at 0° seat inclination.

Notes:

20" drive wheels cannot be combined with a 9° camber. The appropriate fork length is selected at the factory.

The drive wheel with drum brake (MG 80) option is only available in combination with long standard push handles, straight height-adjustable push handles, or angled height-adjustable push handles.

Wheelbase extension with 2nd axle only available in wheel camber combinations 3°/6° and 6°/9°. Folding push handles can only be used from SW 28 cm/BH 30 cm.

The transport wheel option excludes the mounting of anti-tipper, crutch holder or tip-assist and vice versa. Only one option (anti-tipper, crutch holder or tip-assist) can be mounted on each side of the wheelchair. A manufacturing tolerance of 10 mm applies to all measurements.

Design clothing guard/frame colour combinations

Colour	Orange	Red
Brilliant silver	•	•
Anthracite metallic	•	•
Jet black RAL 9005	•	•
Ice blue	•	•
Sparkle light orange		•
Vinho sparkle	•	
Marine blue	•	•
Sparkle granny-smith	•	•
Sky blue	•	•
Jet black RAL 9005 matte	•	•
Candy red	•	
White RAL 9016	•	•
Pink	•	
Pure metal blue	•	•
Pure metal green	•	•
Pure metal bronze	•	•
Pure metal red	•	

Frame accessories			
MA 50	<input type="checkbox"/>	Transport wheels	£172.00
MA 51	<input type="checkbox"/>	Tip-assist, right	£82.00
MA 52	<input type="checkbox"/>	Tip-assist, left	£82.00
MA 55	<input type="checkbox"/>	Anti-tipper, right	£126.00
MA 56	<input type="checkbox"/>	Anti-tipper, left	£126.00
MA 57	<input type="checkbox"/>	Crutch holder, right	£88.00
MA 58	<input type="checkbox"/>	Crutch holder, left	£88.00

Caster wheels		(dimensions in mm)	
MF 30	<input type="checkbox"/>	4" solid rubber, black	(100 × 32) Inclusive
MF 35	<input type="checkbox"/>	4" soft caster, aluminium	(100 × 38) £132.00
MF 31	<input type="checkbox"/>	5" solid rubber, black	(125 × 32) Inclusive
MF 36	<input type="checkbox"/>	5" soft caster, aluminium	(125 × 38) £132.00
MF 04	<input type="checkbox"/>	5.5" soft caster, grey	(140 × 40) Inclusive
MF 32	<input type="checkbox"/>	6" solid rubber, black	(155 × 33) Inclusive
MF 37	<input type="checkbox"/>	6" soft caster, aluminium	(150 × 38) £132.00

Drive wheel size			
MG 04	<input type="checkbox"/>	20" (9° camber not available)	Inclusive
MG 01	<input type="checkbox"/>	22"	Inclusive
MG 02	<input type="checkbox"/>	24"	Inclusive

Drive wheel rim		20"	22"	24"	
MG 05	<input type="checkbox"/>	Drive wheel rim, standard	•		Inclusive
MG 06	<input type="checkbox"/>	Hollow rim		•	Inclusive
MG 11	<input type="checkbox"/>	Spinergy LX		•	£695.00
MG 15	<input type="checkbox"/>	Infinity Ultralight		•	£126.00
MG 80	<input type="checkbox"/>	Drive wheel with drum brake/attendant (available with MD 51, MD 54, MD 55 push handles)		•	£544.00

Tyres		20"	22"	24"	
MG 31	<input type="checkbox"/>	Schwalbe RightRun (width 1")	•	•	Inclusive
MG 37	<input type="checkbox"/>	Schwalbe Marathon Plus Evolution 1"		•	£97.00
MG 371	<input type="checkbox"/>	Schwalbe Marathon Plus Evolution 1.1"		•	£61.00

Axle with camber			
MG 41	<input type="checkbox"/>	3°	Inclusive
MG 42	<input type="checkbox"/>	6°	Inclusive
MG 43	<input type="checkbox"/>	9°	Inclusive

Handrims		20"	22"	24"	
MG 50	<input type="checkbox"/>	Aluminium, black coated, high	•	•	Inclusive
MG 51	<input type="checkbox"/>	Aluminium, coated in frame colour, high	•	•	£39.00
MG 52	<input type="checkbox"/>	Aluminium, silver anodised, high	•	•	Inclusive
MG 53	<input type="checkbox"/>	Aluminium, silver anodised, low		•	Inclusive
MG 54	<input type="checkbox"/>	Rubber-coated, high	•	•	£156.00
MG 56	<input type="checkbox"/>	Stainless steel, polished, high	•	•	£50.00
MG 57	<input type="checkbox"/>	Stainless steel, polished, low		•	£50.00

Information



MA 55 Anti-tipper



MB 04 Footplate,
different angle
setting options



MG 85 Wheelbase
extension



MD 50 Short push handles,
fixed




MD 57 Push bar




ME 02 Clothing guard



MC 01 Seat cushion




MG 100 Graphic



MG 101 Miracle



MG 102 Network



MG 103 Robots



MG 104 Spectrum

Handrim installation			
MG 70	<input type="checkbox"/>	Narrow mounting position	Inclusive
MG 71	<input type="checkbox"/>	Wide mounting position	Inclusive
Wheelbase extension			
MG 46	<input type="checkbox"/>	Without	Inclusive
MG 85	<input type="checkbox"/>	With second axle (available in wheelbase combinations 3°/6° and 6°/9°)	£154.00
Drive wheel accessories			
MG 87	<input type="checkbox"/>	High-pressure air pump, 14 bar	£133.00
MG 88	<input type="checkbox"/>	Airman pump, battery-operated	£155.00
Wheel locks			
MH 01	<input type="checkbox"/>	Push-to-lock knee lever wheel lock, standard	Inclusive
MH 12	<input type="checkbox"/>	Push-to-lock knee lever wheel lock with golf ball grip	£104.00
Back support height in cm			
<input type="checkbox"/> 20 <input type="checkbox"/> 22.5 <input type="checkbox"/> 25 <input type="checkbox"/> 27.5 <input type="checkbox"/> 30 <input type="checkbox"/> 32.5 <input type="checkbox"/> 35 <input type="checkbox"/> 37.5 <input type="checkbox"/> 40			
Back support upholstery			
MD 03	<input type="checkbox"/>	Adaptable, padded	Inclusive
MD 72	<input type="checkbox"/>	Breathable with spacer fabric (upholstery colours red and blue not available)	£64.00
MD 25	<input type="checkbox"/>	Height-adjustable/adaptable upholstery, including push handles, long (adjustment range = 10 cm)	£208.00
MD 26	<input type="checkbox"/>	Height-adjustable/adaptable upholstery, including push handles, short (adjustment range = 10 cm)	£208.00
MD 06	<input type="checkbox"/>	Without	Inclusive
Push handles			
MD 59	<input type="checkbox"/>	Without	Inclusive
MD 50	<input type="checkbox"/>	Standard, short	Inclusive
MD 51	<input type="checkbox"/>	Standard, long	Inclusive
MD 55	<input type="checkbox"/>	Height-adjustable, straight (10 cm adjustment range; push handles, straight)	£178.00
MD 54	<input type="checkbox"/>	Height-adjustable, angled (10 cm adjustment range; push handles, angled)	£126.00
MD 56	<input type="checkbox"/>	Folding (available from SW 28 cm, BH 30 cm)	£101.00
Back support/push handle accessories			
MD 57	<input type="checkbox"/>	Push bar with hand grip	£297.00
Side panels			
ME 02	<input type="checkbox"/>	Clothing guard (plastic)	Inclusive
ME 05	<input type="checkbox"/>	Side panel with arm support, height-adjustable	£239.00
ME 08	<input type="checkbox"/>	Wheel cover	£197.00
Side panel accessories			
ME 60	<input type="checkbox"/>	Tray (only available in combination with ME 05)	£254.00
ME 65	<input type="checkbox"/>	Adjustable abduction	£144.00

Seat upholstery			
MC 16	<input type="checkbox"/>	Tension adjustable	Inclusive
MC 14	<input type="checkbox"/>	Adaptable	£75.00
MC 06	<input type="checkbox"/>	Without	Inclusive
Seat cushion			
MC 01	<input type="checkbox"/>	Seat cushion, black (thickness 5 cm)	£85.00
MC 02	<input type="checkbox"/>	Cubic Foam seat cushion (thickness 5 cm)	£123.00
MC 05	<input type="checkbox"/>	Evolight seat cushion (thickness 6 cm)	£175.00
Lower leg length in cm (without seat cushion)			
Lower leg length (LL) in cm _____ (available setting range 15 cm – 45 cm)			
Leg support bar options			
MB 40	<input type="checkbox"/>	Short (approx. 15 cm – approx. 40 cm)	Inclusive
MB 41	<input type="checkbox"/>	Long (approx. 26 cm – approx. 45 cm)	Inclusive
Leg supports			
MB 03	<input type="checkbox"/>	Single-panel leg support, different depth setting options (standard)	Inclusive
MB 04	<input type="checkbox"/>	Single-panel leg support, different angle and depth setting options	£96.00
MB 30	<input type="checkbox"/>	Flip-up, different angle setting options	£225.00
Leg support accessories			
MB 71	<input type="checkbox"/>	Lateral heel blocks	£31.00
MB 74	<input type="checkbox"/>	Non-skid surface	£58.00
MB 75	<input type="checkbox"/>	Bumper bar	£144.00
Other accessories			
MZ 51	<input type="checkbox"/>	Lap belt with metal buckle	£88.00
MZ 52	<input type="checkbox"/>	Tool kit	£39.00
Please also use the order forms for wheelchair accessories 647F661.			
Head support			
MD 22	<input type="checkbox"/>	Fixture for head support installation kits	£75.00
MZ 61	<input type="checkbox"/>	Installation kit for head support, horizontal	£162.00
MZ 62	<input type="checkbox"/>	Installation kit for head support, horizontal and vertical	£278.00
MZ 63	<input type="checkbox"/>	Head support complete incl. installation kit for head support, horizontal and vertical	£319.00
Spoke protector			
MG 90	<input type="checkbox"/>	Transparent	£113.00
MG 100	<input type="checkbox"/>	Graphic decor	£178.00
MG 101	<input type="checkbox"/>	Miracle decor	£178.00
MG 102	<input type="checkbox"/>	Network decor	£178.00
MG 103	<input type="checkbox"/>	Robots decor	£178.00
MG 104	<input type="checkbox"/>	Spectrum decor	£178.00

Frame colours			
001	<input type="checkbox"/>	Brilliant silver	Inclusive
002	<input type="checkbox"/>	Anthracite metallic	Inclusive
003	<input type="checkbox"/>	Jet black RAL 9005	Inclusive
004	<input type="checkbox"/>	Ice blue	Inclusive
005	<input type="checkbox"/>	Sparkle light orange	Inclusive
009	<input type="checkbox"/>	Vinho sparkle	Inclusive
010	<input type="checkbox"/>	Marine blue	Inclusive
012	<input type="checkbox"/>	Sky blue	Inclusive
013	<input type="checkbox"/>	Jet black RAL 9005 matte	Inclusive
014	<input type="checkbox"/>	Candy red	Inclusive
021	<input type="checkbox"/>	Sparkle granny-smith	Inclusive
023	<input type="checkbox"/>	White RAL 9016	Inclusive
037	<input type="checkbox"/>	Pink	Inclusive
032	<input type="checkbox"/>	Pure metal blue	£384.00
033	<input type="checkbox"/>	Pure metal green	£384.00
034	<input type="checkbox"/>	Pure metal bronze	£384.00
035	<input type="checkbox"/>	Pure metal red	£384.00
Upholstery colours			
901	<input type="checkbox"/>	Black	Inclusive
902	<input type="checkbox"/>	Blue	Inclusive
903	<input type="checkbox"/>	Red	Inclusive
Special accessories			
MZ 70	<input type="checkbox"/>	Anchor point kit for transportation in a motor vehicle	£292.00
MZ 93	<input type="checkbox"/>	Wheelchair backpack	£45.00
MZ 92	<input type="checkbox"/>	Wheelblades (mini-skis for caster wheels)	£372.00
Special options			
24817.000	<input type="checkbox"/>	Special colour single-layer coating	POA
24817.001	<input type="checkbox"/>	Special colour two-layer coating	POA