

2024

ottobock.

Base Price - £3609.00

Order no.:

Valid from 01.01.24 to 31.12.24  
Please ensure you are using the latest order form

☐ Provide estimate only☐ Order☐ Attachment for custom fabrication enclosed

Billing address/customer number

Delivery address

Sales person

Name

Date

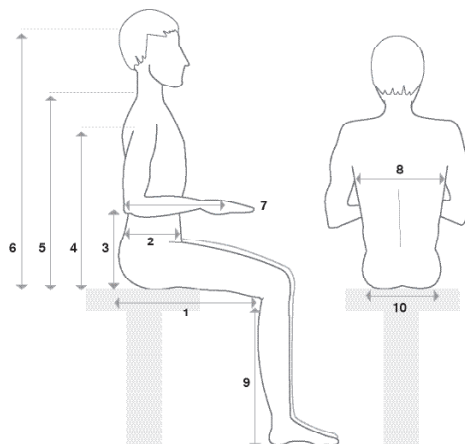
Signature

By placing the order, you agree to comply with the instructions for use/service manuals for accessories and products of other manufacturers when combining them with an Ottobock product, in addition to the instructions for use/service manuals of the respective Ottobock products. Also you confirm to have read, understood and accepted, our general terms and conditions. In addition, you agree, upon placing an order, to conduct your own conformity assessment or approval in accordance with national requirements if and when you implement modifications or attachments that do not meet the specifications of Ottobock instructions for use/service manuals.

## Basic data (voluntary information)

Gender \_\_\_\_\_ Indication \_\_\_\_\_

Age \_\_\_\_\_ Paying party \_\_\_\_\_



<sup>1</sup> Additional options may reduce the safe load capacity. Please note the maximum permitted weight on the nameplate.

<sup>2</sup> This information will help to support user-oriented settings and product development. Ottobock guarantees the confidential and purely internal use of these data.

The number codes contained in this order form are not intended to be used as article numbers for spare parts orders.  
Please use the spare parts catalogue for spare parts orders.

## A200

## Power wheelchair

Max. load capacity: 100 kg/220 lbs<sup>1</sup>  
Article number: 490E46=00000\_C



## Standard equipment

- VR2 control device
- Control panel holder, standard
- 6 km/h
- 28 Ah (C5) AGM batteries
- Battery charger
- 12 1/2" drive wheels (pneumatic tyres)
- 8" PU caster wheels
- Standard seat
- Seat cushion
- Arm supports
- Leg supports
- Silver metallic frame colour

Mandatory information<sup>2</sup>

User height in cm \_\_\_\_\_

User weight in kg \_\_\_\_\_

1 Seat depth \_\_\_\_\_

2 Trunk depth \_\_\_\_\_

3 Arm support height \_\_\_\_\_

4 Armpit height \_\_\_\_\_

5 Shoulder height \_\_\_\_\_

6 Head height \_\_\_\_\_

7 Forearm length to the middle of the palm \_\_\_\_\_

8 Trunk width \_\_\_\_\_

9 Lower leg length \_\_\_\_\_

10 Seat width \_\_\_\_\_

## Information




EC 01 Standard seat



EC 23 Contour seat  
with flat contours




EC 24 Contour seat  
with deep contours



ED 20 Mechanical back support  
angle adjustment  
30°



EC 25 Fabric cover



EC 26 Synthetic leather  
cover



EC 27 Incontinence cover



EP 65 Lap belt with buckle



EB 02 Individual leg supports with aluminium  
foot plate



EB 03 Single-panel leg support



EB 20 Mechanically elevating  
leg support



EB 80 Lateral leg pad



EF 07 Curb climbing assist

Standard seat			
EC 18	<input type="checkbox"/>	Standard seat Junior (SD 34 ... 40 cm, SW 34 ... 40 cm) (max. load capacity: 75 kg)	£158.00
EC 01	<input type="checkbox"/>	Standard seat, small (SD 38 ... 46 cm, SW 38 ... 42 cm)	Inclusive
EC 02	<input type="checkbox"/>	Standard seat, large (SD 42 ... 50 cm, SW 43 ... 48 cm)	Inclusive
Settings for the standard seat			
Back support angle		<input type="checkbox"/> -9/1/11/21° <input type="checkbox"/> 0/10/20/30°	
Not available with mechanical back support angle adjustment!			
Seat depth SD in cm	<input type="checkbox"/> 34 <input type="checkbox"/> 36 <input type="checkbox"/> 38 <input type="checkbox"/> 40 <input type="checkbox"/> 42 <input type="checkbox"/> 44 <input type="checkbox"/> 46 <input type="checkbox"/> 48 <input type="checkbox"/> 50		
Seat width SW		..... cm	
Lower leg length LL		..... cm (25 ... 47 cm) without seat cushion	
Seat height SH in cm <input type="checkbox"/> 43 <input type="checkbox"/> 48			
(Note: without seat cushion, dependent on lower leg length, seat height less lower leg length equals ground clearance, a minimum of 3 cm is recommended. Seat height 43 cm not available with standard seat, large)			
Seat cushion (only for standard seat)			
EC 06	<input type="checkbox"/>	Seat cushion, black cover (standard equipment) (seat cushion thickness: 50 mm)	Inclusive
EC 10	<input type="checkbox"/>	Seat cushion with incontinence cover (seat cushion thickness: 50 mm)	£51.00
EC 07	<input type="checkbox"/>	Without seat cushion	Inclusive
Contour seat			
EC 03	<input type="checkbox"/>	Contour seat, small (SD 36 ... 44 cm, SW 38 ... 42 cm) (seat cushion thickness 50 mm)	£714.00
EC 04	<input type="checkbox"/>	Contour seat, large (SD 42 ... 48 cm, SW 43 ... 48 cm) (seat cushion thickness 50 mm)	£714.00
Contour type			
EC 23	<input type="checkbox"/>	With flat contours	Inclusive
EC 24	<input type="checkbox"/>	With deep contours	Inclusive
Cover type			
EC 25	<input type="checkbox"/>	Fabric cover	Inclusive
EC 26	<input type="checkbox"/>	Synthetic leather cover	£67.00
EC 27	<input type="checkbox"/>	Incontinence cover (can be ordered in addition to option code EC 25)	£35.00
Settings for the contour seat			
Seat depth SD in cm	<input type="checkbox"/> 36 <input type="checkbox"/> 38 <input type="checkbox"/> 40 <input type="checkbox"/> 42 <input type="checkbox"/> 44 <input type="checkbox"/> 46 <input type="checkbox"/> 48		
Seat width SW		..... cm	
Lower leg length LL		..... cm (28 ... 54 cm)	
Seat height SH in cm <input type="checkbox"/> approx. 51 <input type="checkbox"/> approx. 56			
(Note: (with seat padding, dependent on LL) SH less LL equals ground clearance, a minimum of 3 cm is recommended) SH of 51 cm not available with contour seat, large!			
Back support adjustment			
ED 20	<input type="checkbox"/>	Mechanical back support angle adjustment (gas compression spring)	£535.00

Leg supports			
EB 01	<input type="checkbox"/>	Individual leg supports, with plastic foot plates (standard equipment) Not available with Junior standard seat.	Inclusive
EB 02	<input type="checkbox"/>	Individual leg supports, with aluminium foot plates (continuously angle-adjustable)	£173.00
EB 03	<input type="checkbox"/>	Leg support with continuous aluminium foot plate (continuously angle-adjustable) Not available with Junior standard seat.	£140.00
EB 07	<input type="checkbox"/>	Without leg supports	Inclusive
EB 20	<input type="checkbox"/>	Mechanically elevating leg supports with length adjustment and aluminium foot plates, angle-adjustable (gas compression spring) (LL with standard seat from 27 cm, with contour seat from 32 cm)	£658.00

Leg support accessories			
EB 80	<input type="checkbox"/>	Lateral leg pad for mechanically elevating leg support (pair)	£164.00
EB 70	<input type="checkbox"/>	Fixation straps for aluminium foot plates (included with mounting accessories)	£34.00

Arm support accessories			
EE 34	<input type="checkbox"/>	Channel forearm pad adapter, fixed, mounting side left	£19.00
EE 24	<input type="checkbox"/>	Channel forearm pad adapter, fixed, mounting side right	£19.00
EE 35	<input type="checkbox"/>	Channel forearm pad adapter, swivelling, mounting side left	£165.00
EE 25	<input type="checkbox"/>	Channel forearm pad adapter, swivelling, mounting side right	£165.00
EE 36	<input type="checkbox"/>	Arm strap, mounting side left	£36.00
EE 26	<input type="checkbox"/>	Arm strap, mounting side right	£36.00
EL021	<input type="checkbox"/>	Padded covers for arm supports	£77.00
EL022	<input type="checkbox"/>	Padded covers for clothing guard	£76.00

For information on channel forearm pads and hand pads, please refer to our accessories catalogue.

Frame colour			
016	<input type="checkbox"/>	Silver metallic (standard equipment)	Inclusive
004	<input type="checkbox"/>	Ice blue	£165.00
001	<input type="checkbox"/>	Brilliant silver	£165.00
002	<input type="checkbox"/>	Anthracite metallic	£165.00
018	<input type="checkbox"/>	Signal red RAL 3001	£165.00
003	<input type="checkbox"/>	Jet black RAL 9005	£165.00
009	<input type="checkbox"/>	Vinho sparkle	£165.00
010	<input type="checkbox"/>	Marine blue	£165.00
021	<input type="checkbox"/>	Sparkle granny-smith	£165.00
005	<input type="checkbox"/>	Sparkle light orange	£165.00
020	<input type="checkbox"/>	Saturn blue metallic	£165.00
027	<input type="checkbox"/>	Shimano matte	£165.00
017	<input type="checkbox"/>	Yellow RAL 1023	£165.00
012	<input type="checkbox"/>	Sky blue	£165.00
014	<input type="checkbox"/>	Candy red	£165.00
013	<input type="checkbox"/>	Jet black RAL 9005 matte	£165.00
022	<input type="checkbox"/>	Cream white RAL 9001	£165.00
023	<input type="checkbox"/>	White RAL 9016	£165.00
026	<input type="checkbox"/>	Sparkling iron effect light	£165.00

Tyres			
EF 10	<input type="checkbox"/>	Puncture-proof tyres for caster wheels (standard equipment)	Inclusive
EG 06	<input type="checkbox"/>	Puncture-proof tyres for all wheels	£142.00
Battery charger			
EU 91	<input type="checkbox"/>	Battery charger (standard equipment)	Inclusive
EU 02	<input type="checkbox"/>	Battery charger without fan (low-noise)	£77.00
Control panel holder			
EU 19	<input type="checkbox"/>	Standard control panel holder (standard equipment)	Inclusive
EU 18	<input type="checkbox"/>	Control panel holder, swing-away, height-adjustable	£277.00
EU 20	<input type="checkbox"/>	Control panel holder, swing-away in parallel	£226.00
Control panel holder mounting side			
	<input type="checkbox"/>	Right	
	<input type="checkbox"/>	Left	
Control device accessories			
EU 15	<input type="checkbox"/>	Attendant control	£949.00
EU 23	<input type="checkbox"/>	Fork for tetraplegics, horizontal (adjustable for hand width 70 ... 90 mm)	£142.00
EU 24	<input type="checkbox"/>	Stick S80 (special joystick handle 80 mm)	£67.00
EU 25	<input type="checkbox"/>	Soft ball (black cover)	£116.00
EU 26	<input type="checkbox"/>	Ball top, small (diameter 43 mm)	£110.00
EU 27	<input type="checkbox"/>	Ball top, large (diameter 48 mm)	£137.00
EU 28	<input type="checkbox"/>	Joystick top, flexible, including ball top, large	£262.00
EU 35	<input type="checkbox"/>	Soft ball, coloured (diameter 30 mm, 4 pieces)	£55.00
(Extension by 60 mm; control panel holder, downwards adjustable or swing-away, is recommended)			
General accessories			
EE 30	<input type="checkbox"/>	Adapter for head support installation kit Please refer to our accessories catalogue for information about head supports.	£45.00
EP 65	<input type="checkbox"/>	Lap belt with buckle	£113.00
ES 25	<input type="checkbox"/>	Additional lights	£179.00
EF 07	<input type="checkbox"/>	Curb climbing assist (not available in combination with single-panel leg support)	£286.00
EZ 52	<input type="checkbox"/>	Tool kit with tyre pump	£54.00
ES 22	<input type="checkbox"/>	Accessories bag (e.g. for tool kit)	£57.00
ES 24	<input type="checkbox"/>	Pocket for mobile phone	£78.00
ES 35	<input type="checkbox"/>	Tray, swing-away to the side (incl. mounting accessories; cut-out for control panel must be adapted)	£508.00
EA 60	<input type="checkbox"/>	Crutch holder	£71.00
ES 60	<input type="checkbox"/>	Vehicle transportation kit (required for AMF anchor point system)	Inclusive